

Scaled data based on original data using  
LM-79-08 Approved Method: Electrical and Photometric Measurements of Solid-  
State Lighting Products

Test Report Prepared for  
Cooper Lighting Solutions  
(formerly Eaton)

Brand: McGRAW-EDISON

Report Number: P386650

Luminaire Tested: **GWC-SA2B-750-U-T3-HSS**

Issue Date: 3/3/2020

**Test Information**

Test Method: LM-79-08  
Report Number: P386650  
TEST IS SCALED FROM IESNA LM-79-08 TEST DATA (G2-1903-205-15)  
Test Lab: INNOVATION CENTER  
Issue Date: 3/3/2020  
Manufacturer: COOPER LIGHTING SOLUTIONS (FORMERLY EATON)  
Product Line: MCGRAW-EDISON  
Catalog Number: GWC-SA2B-750-U-T3-HSS  
Description: GALLEON WALL LUMINAIRE  
(2) 70 CRI, 5000K, 800mA LIGHTSQUARES WITH 16 LEDS EACH AND TYPE III OPTICS WITH HOUSE SIDE SHIELD  
Light Source: -  
Ballast/Driver: ELECTRONIC DRIVER

**Summary**

Lumens per Lamp: N/A  
Luminaire Lumens: 8691 lumens  
Efficiency: N/A  
Efficacy: 101.1 lumens/watt  
Luminous Opening: Rectangular (W 1' x L: 0.5' x H: 0')  
IES Classification: Type III - Short  
BUG Rating: B1 - U0 - G2

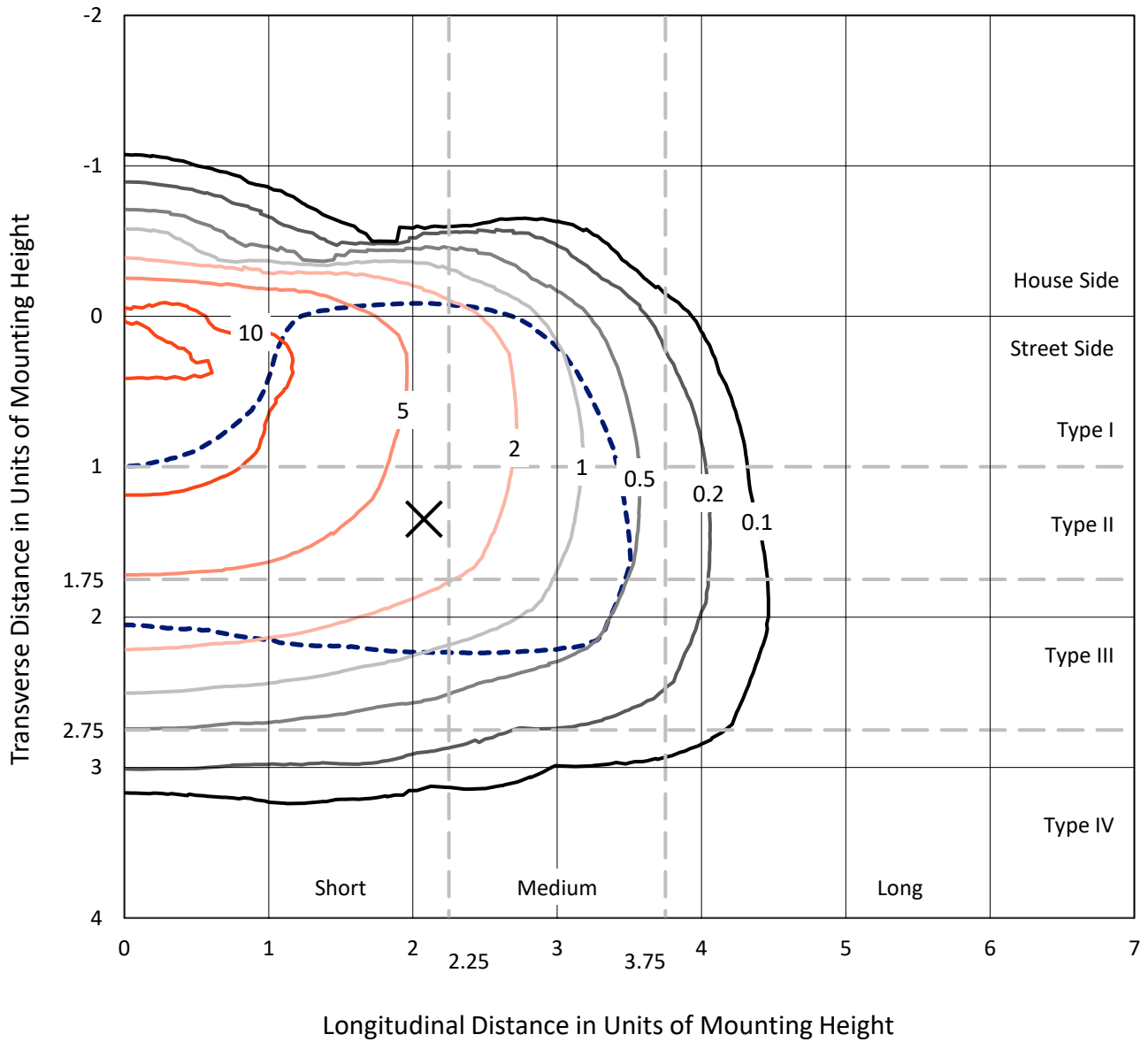
Input Watts (W): 86  
Input Voltage (V): NR  
Input Current (A<sub>in</sub>): NR  
Voltage Rise (V): NR  
Power Factor: NR  
Total Harmonic Distortion (THDi): NR  
Frequency (hertz): 60  
Stabilization Time: NR  
Operation Time: NR  
Ambient Temperature (°C): NR  
Test Distance: 24 FT



REPORT NUMBER: P386650  
 CATALOG NUMBER: GWC-SA2B-750-U-T3-HSS

### Iso-Footcandle Lines of Horizontal Illumination

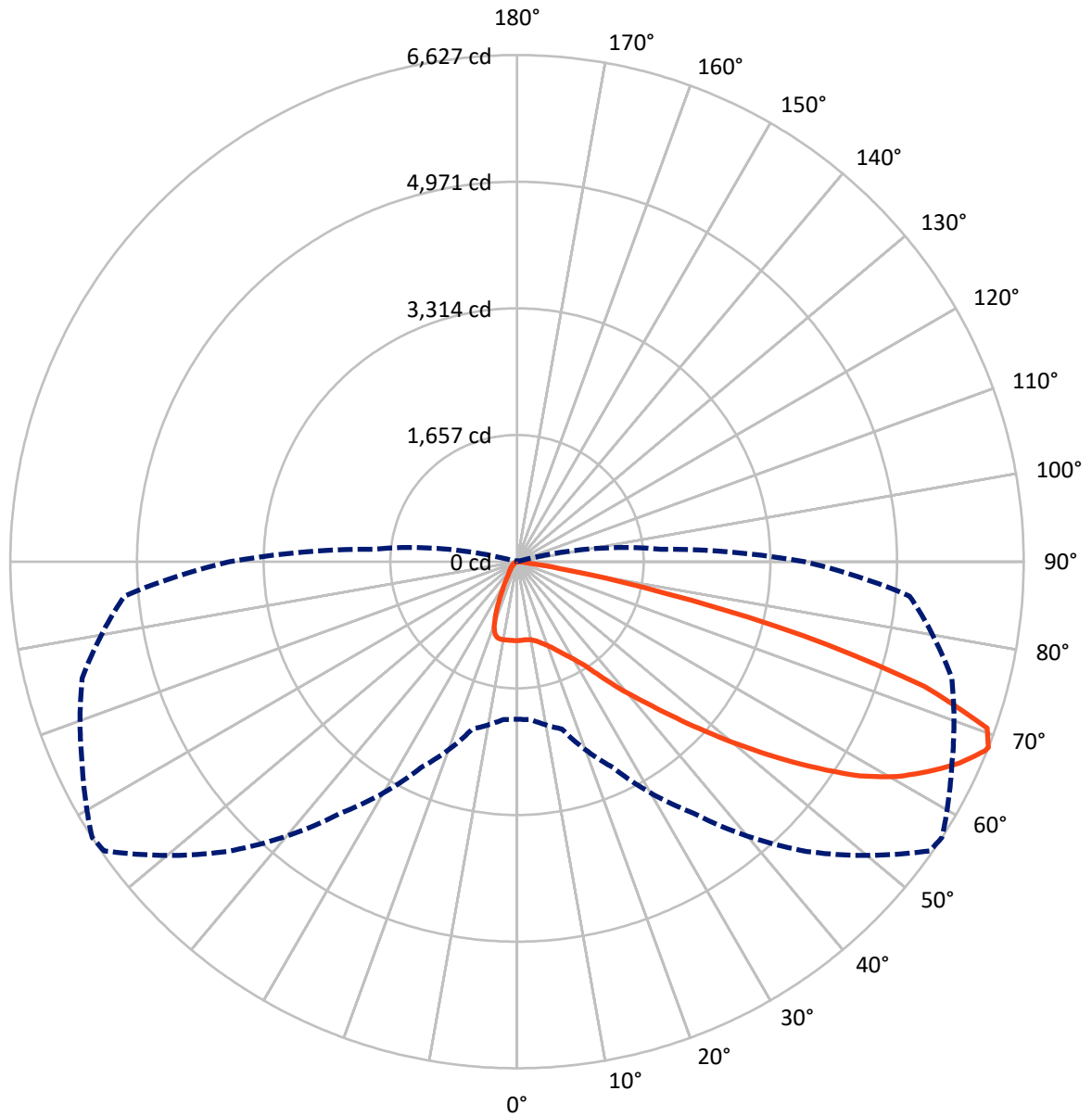
× Max cd  
 - - - 1/2 Max cd



Based on 10 foot mounting height. Maximum calculated value = 13.3 fc  
 Type III - Short - N/A

REPORT NUMBER: P386650  
CATALOG NUMBER: GWC-SA2B-750-U-T3-HSS

### Luminous Intensity Polar Plot



— Vertical Plane Through 57-Deg Lateral    - - - Horizontal Cone Through 68-Deg Vertical

REPORT NUMBER: P386650

CATALOG NUMBER: GWC-SA2B-750-U-T3-HSS

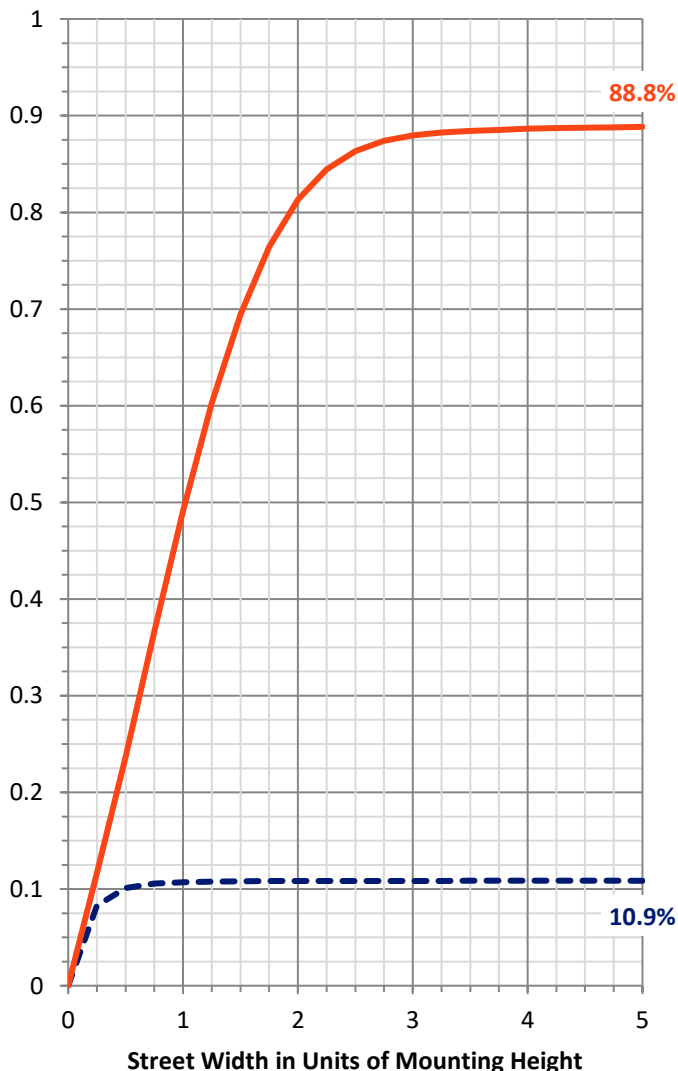
**FLUX DISTRIBUTION:**

		Downward	Upward	Total
<b>House Side</b>	Lumens	953.0	0.0	953.0
	% Fixture	11.0	0.0	11.0
<b>Street Side</b>	Lumens	7738.0	0.0	7738.0
	% Fixture	89.0	0.0	89.0
<b>Total</b>	Lumens	8691.0	0.0	8691.0
	% Fixture	100.0	0.0	100.0

**ZONAL LUMENS:**

Zone	Lumens	% Fixture
0°-10°	96.6	1.1
10°-20°	267.8	3.1
20°-30°	462.0	5.3
30°-40°	797.4	9.2
40°-50°	1364.0	15.7
50°-60°	2182.2	25.1
60°-70°	2521.3	29.0
70°-80°	963.4	11.1
80°-90°	36.1	0.4
90°-100°	0.0	0.0
100°-110°	0.0	0.0
110°-120°	0.0	0.0
120°-130°	0.0	0.0
130°-140°	0.0	0.0
140°-150°	0.0	0.0
150°-160°	0.0	0.0
160°-170°	0.0	0.0
170°-180°	0.0	0.0
0°-90°	8691.0	100.0
0°-180°	8691.0	100.0

**Coefficient of Utilization**



REPORT NUMBER: P386650

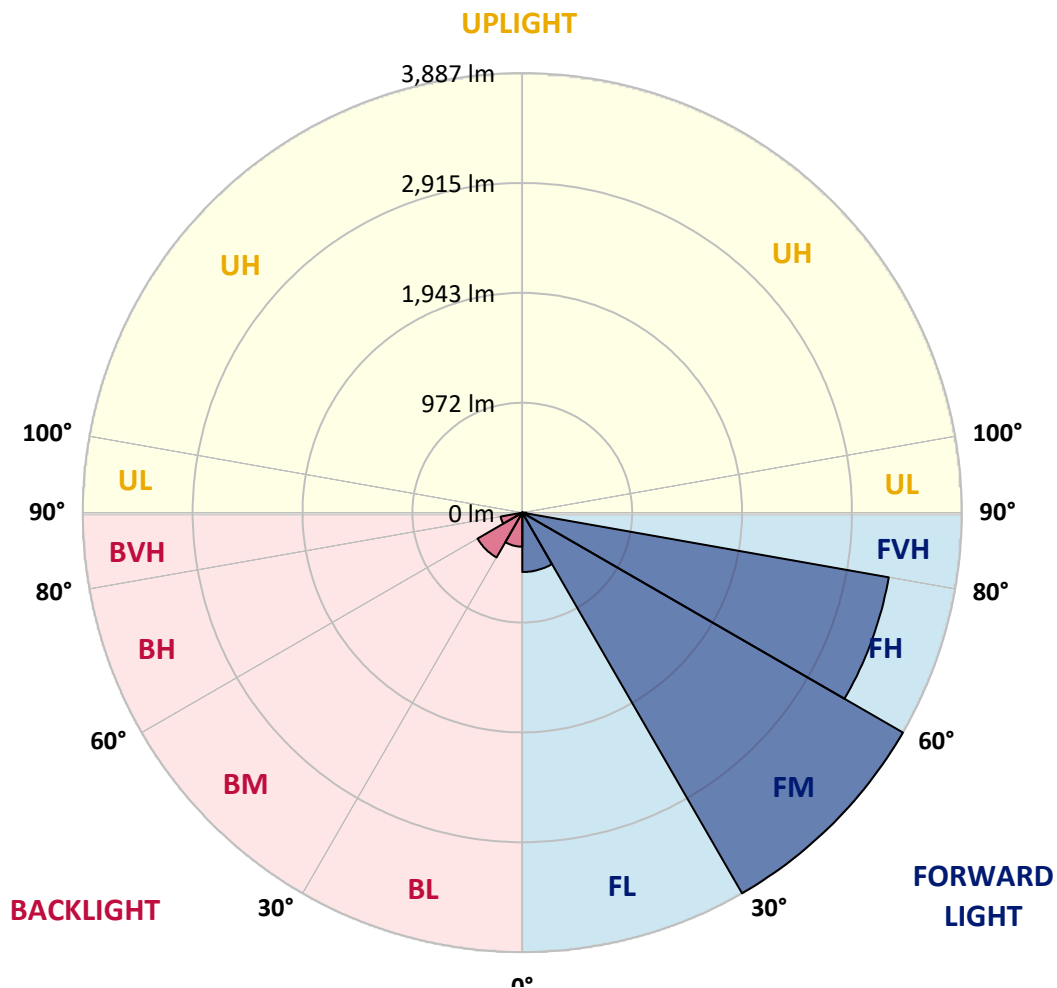
CATALOG NUMBER: GWC-SA2B-750-U-T3-HSS

**LUMINAIRE CLASSIFICATION SYSTEM LUMEN TABLE AND BUG RATING:**

Zone	Lumens	% Fixture	Zone Rating/Lumen Limit		
			B	U	G
FL (0°-30°)	525.3	6.0			
FM (30°-60°)	3886.5	44.7			
FH (60°-80°)	3290.7	37.9			G2/5000
FVH (80°-90°)	35.5	0.4			G1/100
BL (0°-30°)	301.2	3.5	B1/500		
BM (30°-60°)	457.1	5.3	B1/1000		
BH (60°-80°)	194.1	2.2	B1/500		G1/500
BVH (80°-90°)	0.7	0.0			G0/10
UL (90°-100°)	0.0	0.0		U0/0	
UH (100°-180°)	0.0	0.0		U0/0	

**BUG Rating: B1-U0-G2**

Type III Short





REPORT NUMBER: P386650  
 CATALOG NUMBER: GWC-SA2B-750-U-T3-HSS

**CANDELA DISTRIBUTION (FULL):**

	0°	5°	15°	25°	35°	45°	55°	57°	65°	75°	85°
0°	1032.7	1032.7	1032.7	1032.7	1032.7	1032.7	1032.7	1032.7	1032.7	1032.7	1032.7
2.5°	1008.5	1013.0	1016.3	1018.3	1020.8	1026.1	1027.8	1030.3	1031.5	1031.5	1034.4
5°	968.6	973.5	980.5	986.3	997.8	1012.6	1023.3	1027.4	1034.8	1041.3	1045.0
7.5°	931.6	937.4	945.6	959.2	978.9	1002.7	1024.9	1030.7	1045.0	1059.0	1066.0
10°	907.8	912.3	923.0	942.3	968.2	1001.5	1032.7	1039.7	1064.4	1087.8	1100.9
12.5°	899.6	903.7	914.8	936.6	968.6	1007.7	1050.8	1061.1	1097.2	1131.3	1149.8
15°	911.5	912.3	924.2	944.8	976.4	1022.9	1080.8	1093.1	1138.7	1183.1	1206.1
17.5°	957.5	953.8	960.0	969.0	994.1	1043.0	1112.4	1130.9	1191.8	1243.9	1265.7
20°	1072.6	1072.6	1058.6	1034.0	1034.4	1074.2	1155.2	1176.1	1250.5	1310.9	1330.7
22.5°	1269.4	1265.7	1237.8	1177.4	1121.9	1128.1	1207.4	1234.5	1321.2	1385.7	1392.3
25°	1506.1	1501.6	1458.5	1373.4	1277.2	1215.2	1278.1	1309.3	1405.5	1462.6	1449.0
27.5°	1756.8	1753.1	1710.4	1604.8	1467.9	1354.1	1362.3	1391.9	1491.3	1547.6	1504.5
30°	1999.7	2000.9	1958.6	1850.1	1695.2	1531.2	1469.1	1486.4	1574.8	1631.9	1570.2
32.5°	2230.6	2232.3	2195.7	2074.5	1929.8	1737.1	1617.1	1612.6	1671.7	1728.0	1657.4
35°	2436.5	2440.6	2415.6	2321.5	2168.2	1966.4	1809.0	1798.3	1809.4	1873.1	1790.9
37.5°	2635.0	2637.5	2618.6	2539.3	2411.0	2218.3	2051.5	2036.3	2012.4	2061.3	1967.2
40°	2852.4	2846.2	2824.5	2752.5	2642.4	2496.5	2312.0	2285.7	2244.2	2287.8	2199.0
42.5°	3054.6	3047.6	3051.3	2969.9	2877.1	2782.5	2615.7	2570.5	2546.3	2596.4	2483.4
45°	3307.3	3303.6	3316.0	3245.3	3170.1	3101.4	2963.8	2914.5	2903.8	2962.5	2827.3
47.5°	3556.8	3565.8	3604.0	3574.0	3543.6	3483.2	3332.4	3310.2	3316.8	3387.9	3190.2
50°	3764.7	3775.4	3880.2	3914.7	3958.7	3923.3	3772.1	3758.6	3784.4	3848.6	3580.6
52.5°	3915.1	3936.9	4067.2	4226.2	4386.5	4410.3	4259.5	4247.2	4282.1	4292.0	3882.3
55°	4019.5	4038.8	4186.4	4477.3	4803.6	4906.3	4812.6	4765.0	4758.4	4661.0	4199.5
57.5°	4038.0	4036.0	4248.0	4639.6	5130.7	5395.8	5336.6	5289.8	5155.0	5002.1	4563.2
60°	3933.6	3945.5	4191.7	4695.9	5336.2	5766.1	5770.6	5709.8	5499.8	5333.7	4915.8
62.5°	3612.3	3660.8	3909.4	4548.4	5333.7	5915.2	6088.7	6042.2	5791.1	5605.4	5273.3
65°	3091.2	3108.4	3345.6	4042.9	4973.3	5852.8	6375.1	6357.8	6053.7	5869.2	5457.0
67.5°	2257.4	2220.0	2469.0	3183.6	4210.6	5488.7	6580.6	6602.3	6256.3	5923.4	5261.4
68°	2060.1	2071.2	2265.2	2971.2	4010.9	5360.0	6594.1	6627.4	6276.5	5888.1	5154.6
70°	1227.9	1249.3	1422.3	2045.7	3051.3	4632.2	6447.8	6523.8	6156.5	5523.6	4458.4
72.5°	313.6	339.0	502.6	915.6	1742.8	3263.8	5443.0	5571.7	5345.2	4481.0	3009.8
75°	129.0	135.6	179.6	301.6	649.3	1470.4	3587.6	3862.9	3705.5	2682.7	1360.2
77.5°	89.2	93.7	115.5	167.3	281.1	498.5	1758.9	1957.8	1763.8	915.6	296.7
80°	64.1	67.8	82.6	111.4	161.5	177.9	573.3	662.9	526.4	201.0	73.6
82.5°	38.2	41.1	61.6	79.3	98.2	85.1	142.6	161.9	152.5	99.9	32.9
85°	18.9	22.2	41.5	56.7	53.0	35.8	43.6	48.5	60.0	60.8	17.7
87.5°	1.2	2.5	24.2	34.1	14.8	8.2	12.7	15.6	21.4	30.0	7.4
90°	0.0	0.0	0.0	0.0	0.0	0.0	0.0	0.0	0.0	0.0	0.0



REPORT NUMBER: P386650  
 CATALOG NUMBER: GWC-SA2B-750-U-T3-HSS

**CANDELA DISTRIBUTION (continued):**

	90°	95°	105°	115°	125°	135°	145°	155°	165°	175°	180°
0°	1032.7	1032.7	1032.7	1032.7	1032.7	1032.7	1032.7	1032.7	1032.7	1032.7	1032.7
2.5°	1035.6	1036.0	1033.1	1031.9	1032.7	1027.8	1025.7	1026.6	1026.6	1027.8	1025.7
5°	1045.9	1045.9	1040.9	1034.4	1030.7	1021.2	1015.0	1013.4	1012.2	1011.4	1009.7
7.5°	1068.1	1065.6	1057.0	1042.6	1030.3	1009.7	994.1	985.9	981.8	980.1	978.9
10°	1103.8	1099.3	1084.9	1058.2	1029.8	993.3	959.2	934.9	914.8	906.6	901.6
12.5°	1151.9	1145.3	1121.1	1076.7	1027.0	959.6	885.6	814.5	748.3	721.2	707.7
15°	1207.4	1197.9	1159.7	1092.3	1010.1	883.5	722.9	598.3	506.7	472.2	457.4
17.5°	1263.7	1251.3	1193.4	1102.2	959.6	726.2	507.1	383.0	321.8	305.3	299.6
20°	1320.4	1302.3	1222.6	1094.8	845.3	523.6	334.5	279.9	262.2	257.3	255.6
22.5°	1374.2	1346.3	1248.9	1066.0	669.4	351.4	264.7	247.4	241.6	238.8	237.9
25°	1421.1	1382.0	1271.9	977.2	473.8	265.5	238.4	232.6	225.2	219.9	220.3
27.5°	1465.0	1417.8	1285.9	830.9	316.0	226.8	220.7	212.9	199.3	191.5	191.5
30°	1518.1	1465.5	1296.1	639.4	232.6	200.5	195.6	183.7	165.2	154.9	154.9
32.5°	1597.8	1537.8	1289.6	448.8	192.7	176.3	164.8	148.4	128.2	118.4	117.9
35°	1719.8	1649.6	1242.7	294.2	170.1	153.3	134.8	114.7	97.0	88.8	88.4
37.5°	1884.2	1799.1	1137.5	210.4	152.5	131.9	109.7	87.5	74.4	69.0	68.6
40°	2097.5	1973.0	987.1	170.5	136.0	111.4	84.7	67.8	58.8	54.7	55.1
42.5°	2353.5	2159.1	806.7	147.1	120.0	91.6	66.2	53.4	47.7	44.8	44.0
45°	2637.9	2342.8	617.7	131.1	104.0	74.0	51.8	42.3	37.8	36.2	36.2
47.5°	2950.6	2521.6	452.0	117.1	86.7	57.1	41.5	34.5	30.8	29.6	29.2
50°	3234.6	2645.7	325.9	102.3	71.1	45.2	33.7	28.8	26.3	24.7	24.7
52.5°	3471.3	2684.7	240.0	86.3	57.5	36.2	27.9	24.7	22.2	21.0	21.0
55°	3679.7	2668.7	178.4	71.1	46.4	29.6	23.8	21.0	18.9	17.7	17.7
57.5°	3879.4	2616.9	133.1	57.9	37.4	23.8	20.1	17.7	15.6	14.8	14.8
60°	4042.5	2530.6	99.0	46.8	30.0	19.3	16.8	14.4	12.7	11.5	11.5
62.5°	4174.9	2435.3	72.7	38.6	23.8	15.2	13.2	11.9	9.5	8.2	8.2
65°	4175.7	2277.1	54.7	32.1	18.5	11.9	9.9	9.5	6.2	4.9	4.5
67.5°	3873.6	1963.1	41.9	27.5	14.4	9.0	7.4	7.8	3.3	2.1	1.6
68°	3763.9	1883.4	39.5	27.1	13.6	8.6	7.0	7.8	2.9	1.6	1.2
70°	3173.4	1498.3	31.6	26.3	11.9	6.6	5.8	7.8	2.5	1.2	0.8
72.5°	2029.7	869.6	23.4	21.0	9.0	4.9	3.7	7.0	2.5	0.8	0.4
75°	863.8	269.6	16.0	14.8	5.3	3.7	2.5	4.5	1.6	0.4	0.0
77.5°	182.1	60.8	9.5	9.0	3.7	2.5	1.6	1.2	0.4	0.0	0.0
80°	46.8	17.7	4.9	4.5	2.1	1.2	0.8	0.0	0.0	0.0	0.0
82.5°	14.8	7.0	2.9	2.1	0.8	0.0	0.0	0.0	0.0	0.0	0.0
85°	7.4	4.1	1.6	0.8	0.0	0.0	0.0	0.0	0.0	0.0	0.0
87.5°	4.1	1.2	0.4	0.0	0.0	0.0	0.0	0.0	0.0	0.0	0.0
90°	0.0	0.0	0.0	0.0	0.0	0.0	0.0	0.0	0.0	0.0	0.0



Signify Classified - Internal  
Cooper Lighting Solutions Photometric Lab  
1121 Highway 74 South  
Peachtree City, GA 30269

Scaled Data Report



Report Generated By 670245982

Signify Classified - Internal  
Cooper Lighting Solutions Photometric Lab  
1121 Highway 74 South  
Peachtree City, GA 30269

Scaled Data Report



Signify Classified - Internal  
Cooper Lighting Solutions Photometric Lab  
1121 Highway 74 South  
Peachtree City, GA 30269

Scaled Data Report



Signify Classified - Internal  
Cooper Lighting Solutions Photometric Lab  
1121 Highway 74 South  
Peachtree City, GA 30269

Scaled Data Report



Signify Classified - Internal  
Cooper Lighting Solutions Photometric Lab  
1121 Highway 74 South  
Peachtree City, GA 30269

Scaled Data Report



--- HS — SS

Signify Classified - Internal  
Cooper Lighting Solutions Photometric Lab  
1121 Highway 74 South  
Peachtree City, GA 30269

Scaled Data Report



u

Signify Classified - Internal  
Cooper Lighting Solutions Photometric Lab  
1121 Highway 74 South  
Peachtree City, GA 30269

Scaled Data Report



Signify Classified - Internal  
Cooper Lighting Solutions Photometric Lab  
1121 Highway 74 South  
Peachtree City, GA 30269

Scaled Data Report



(END OF REPORT)